


Annual Immunisation Coverage Report 2018 Summary


We analysed Australian Immunisation Register data for children aged <5 years, focusing on changes in immunisation coverage at key milestone ages (12, 24 and 60 months) between 2017 and 2018. This summary presents key findings of the full Annual Immunisation Coverage Report 2018.

 Read the full report at ncirs.org.au/reports

'Fully vaccinated' coverage at 12, 24 and 60 months of age

'Fully vaccinated' coverage increased at the 12- and 60-month milestones to 93.9% and 94.0%, respectively, but, because of more vaccines/antigens required, decreased to 90.1% at 24 months.

	2017	2018
12 Months	93.8%	↑93.9%
24 Months	90.2%	↓90.1%
60 Months	93.3%	↑94.0%

 Refer to Table A2 on page 23 of the full Annual Immunisation Coverage Report 2018 for further detail and definitions of 'fully vaccinated' and age cohorts.

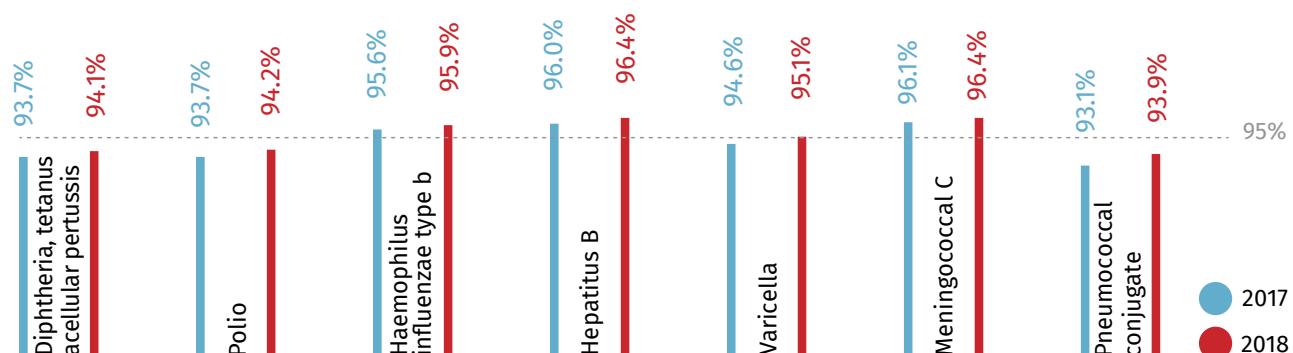
Individual vaccine/antigen coverage

Coverage for all individual vaccines/antigens assessed at 60 months of age increased from 2017 to 2018.

Vaccination coverage for *Haemophilus influenzae* type b (Hib), hepatitis B, varicella and meningococcal C was above 95% in 2018.



Refer to Table 1 on page 7 of the full Annual Immunisation Coverage Report 2018 for further detail.



Rotavirus vaccination coverage

Rotavirus vaccination coverage at 12 months of age increased from 86.8% in 2017 to 90.9% in 2018.

Refer to Table 1 on page 7 of the full Annual Immunisation Coverage Report 2018 for further detail.

THIS IS THE FIRST TIME THAT COVERAGE FOR ROTAVIRUS VACCINE HAS BEEN ABOVE 90%



Measles-mumps-rubella (MMR) vaccination coverage

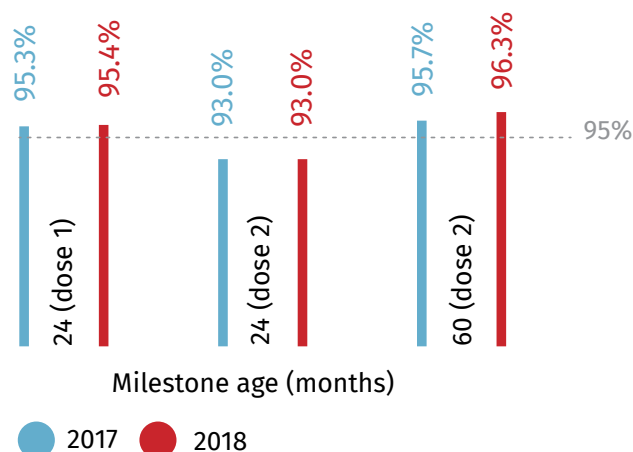
Two-dose coverage of MMR-containing vaccine at 60 months of age was 96.3% in 2018, above the national target of 95%. However, **timeliness of the second dose of MMR-containing vaccine is not optimal, with only 93% coverage for the two doses of MMR-containing vaccine when assessed at 24 months of age.**

It is important to ensure timeliness of the second dose of measles-containing vaccine due at 18 months of age to ensure protection. While Australia has eliminated the local spread of measles, outbreaks continue to occur linked to overseas travellers.

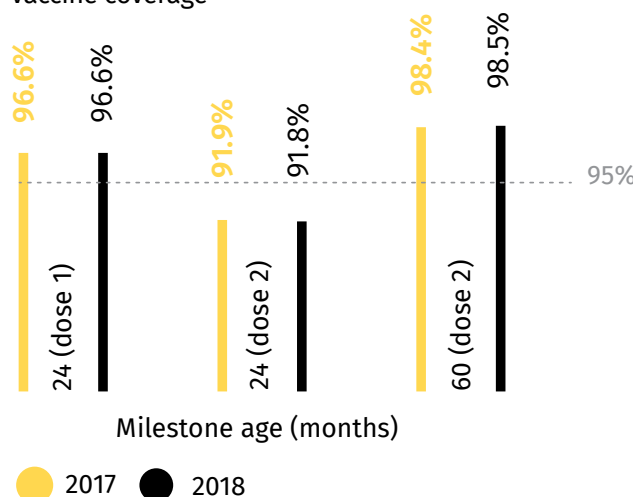
Although Aboriginal and Torres Strait Islander children had lower coverage for the second dose of MMR-containing vaccine when assessed at 24 months of age (91.8% versus 93.1% for non-Indigenous in 2018), coverage increased to 98.5% when assessed at 60 months of age, and was also high in non-Indigenous children at 96.2%, well above the 95% target critical to measles control. This shows catch-up vaccination activity is occurring.

TWO-DOSE COVERAGE OF MMR-CONTAINING VACCINE AT 60 MONTHS OF AGE WAS 96.3% IN 2018, ABOVE THE NATIONAL TARGET OF 95%

Overall MMR vaccine coverage



Aboriginal and Torres Strait Islander MMR vaccine coverage



Refer to Tables 1 and 2 on page 7 and page 9 of the full Annual Immunisation Coverage Report 2018 for further detail.

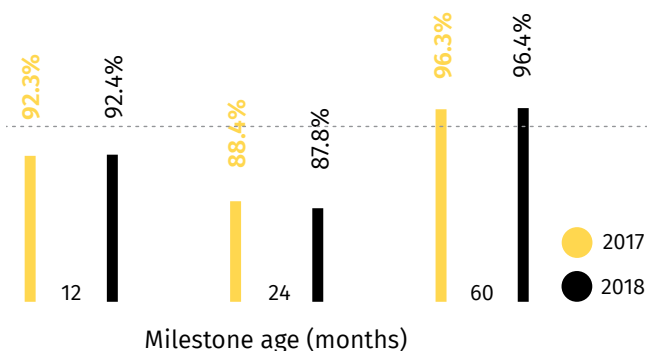
Vaccination coverage in Aboriginal and Torres Strait Islander children

Between 2017 and 2018 'fully vaccinated' coverage for Aboriginal and Torres Strait Islander children increased marginally at 12 and 60 months of age, but decreased at the 24-month milestone.

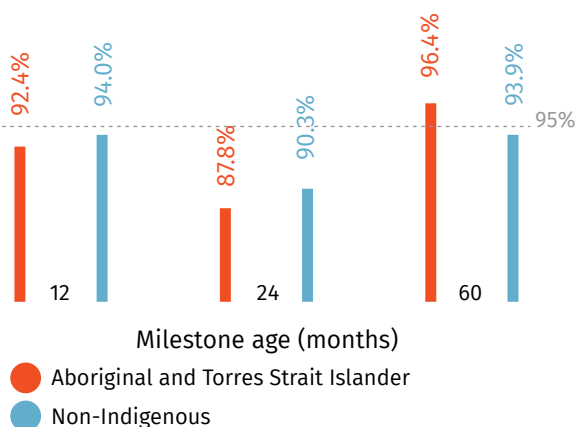
The disparity in 'fully vaccinated' coverage between Aboriginal and Torres Strait Islander and non-Indigenous children increased at 24 months of age from 1.9 percentage points in 2017 to 2.5 in 2018.

'Fully vaccinated' coverage at 60 months of age continues to be higher in Aboriginal and Torres Strait Islander children compared with non-Indigenous children.

'Fully vaccinated' coverage Aboriginal and Torres Strait Islander children



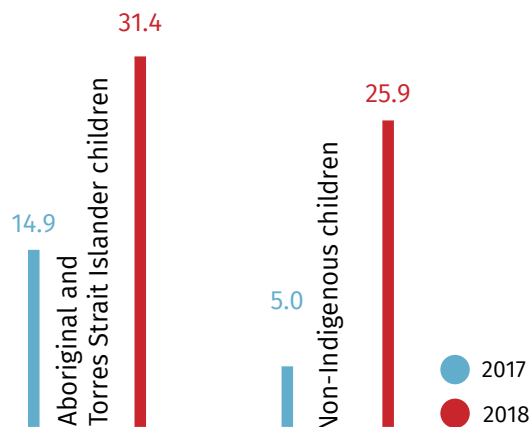
'Fully vaccinated' coverage Aboriginal and Torres Strait Islander compared to non-Indigenous children 2018



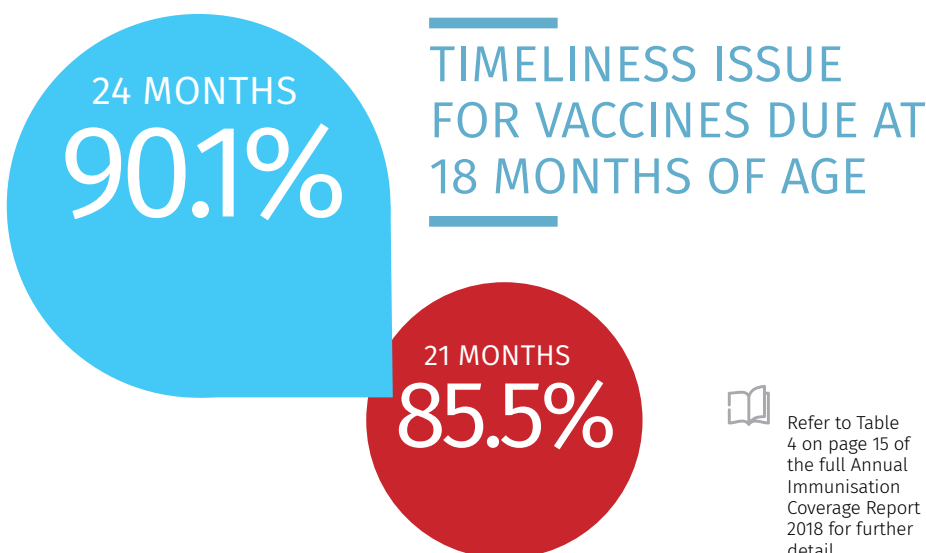
Refer to Table 2 on page 9 of the full Annual Immunisation Coverage Report 2018 for further detail.

Influenza vaccination coverage in children aged 6 months to <5 years

Recorded influenza vaccination coverage in Aboriginal and Torres Strait Islander children aged 6 months to <5 years doubled from 2017 to 2018, and in non-Indigenous children increased five-fold.



Refer to Figures 1 and 2 on pages 10 and 11 of the full Annual Immunisation Coverage Report 2018 for further detail.



Refer to Table 4 on page 15 of the full Annual Immunisation Coverage Report 2018 for further detail.

Timeliness of vaccination

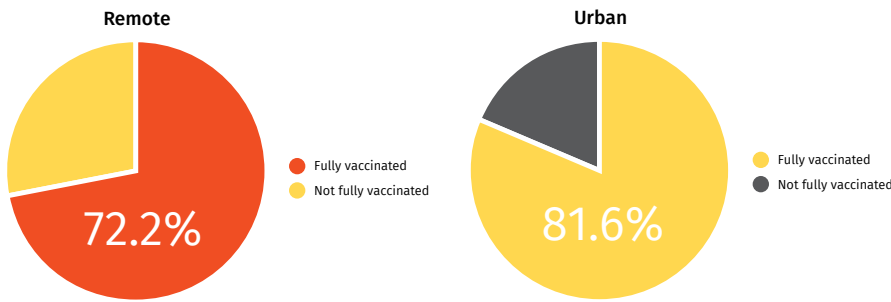
'Fully vaccinated' coverage estimates were also calculated at 3 months after the last vaccine dose due (i.e. earlier than the standard assessment milestones) to capture aspects of timeliness. 'Fully vaccinated' coverage for all children in 2018 was 90.1% at 24 months of age but much lower when assessed at 21 months of age (85.5%), indicating a timeliness issue for vaccines due at 18 months of age.

Impact of remoteness

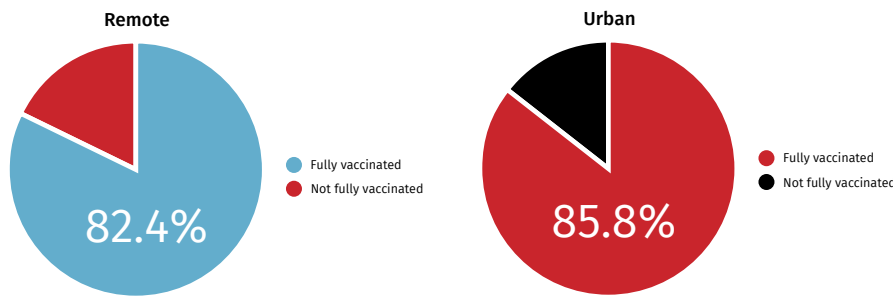
Remoteness had a further impact on timeliness of vaccination.

Aboriginal and Torres Strait Islander children in remote areas had lower 'fully vaccinated' coverage at 21 months of age than those in urban areas (72.2% versus 81.6%).

Refer to Table 3 on page 14 of the full Annual Immunisation Coverage report 2018 for further detail.



Similarly, **non-Indigenous children in remote areas** had lower 'fully vaccinated' coverage at 21 months of age than those in urban areas (82.4% versus 85.8%).



Impact of socioeconomic status

Socioeconomic status also impacted timeliness of vaccination.

Children in the least advantaged residential areas had lower coverage at the 21-month milestone (83%) than those in the most advantaged areas (87.2%).

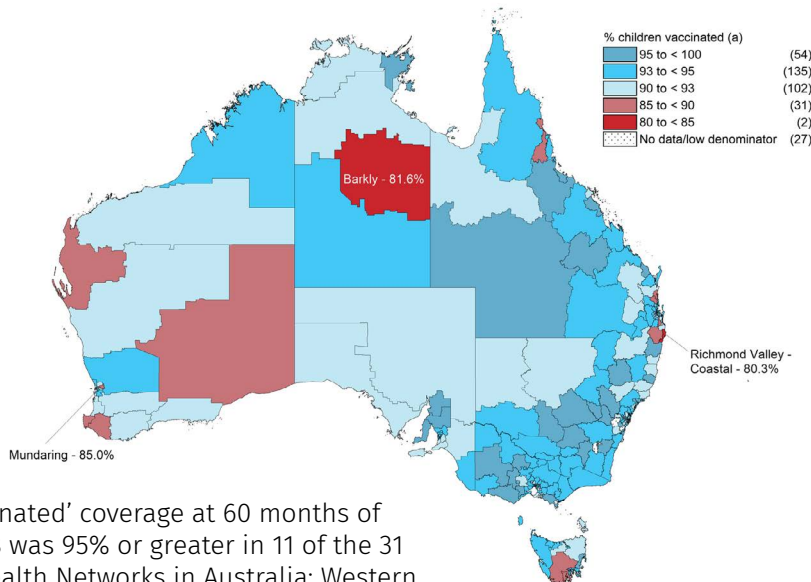
Refer to Table 4 on page 15 of the full Annual Immunisation Coverage Report 2018 for further detail.

Small area coverage

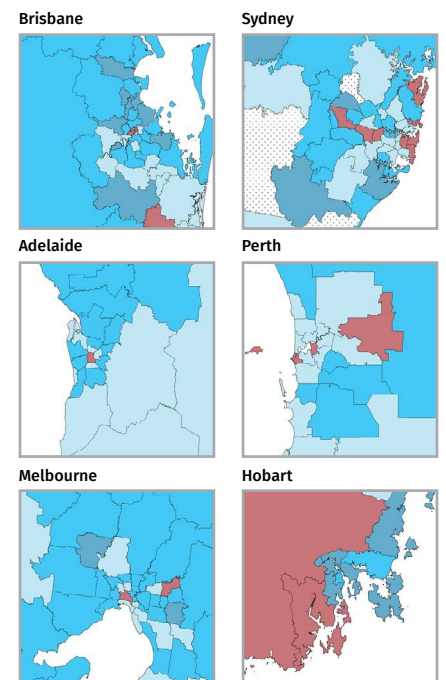
In 2018, 53 of the 324 (16.4%) Statistical Area 3 (SA3) areas had coverage for the second dose of MMR-containing vaccine above the national 95% target; 237 (73%) between 90% and 95%; and 33 (10.2%) below 90%.

Refer to page 15 and page 17 of the full Annual Immunisation Coverage report 2018 for further detail.

Coverage of 2 doses of MMR-containing vaccine at 24 months of age by SA3, Australia and major capital cities, 2018



a Numbers in brackets = number of Statistical Area 3s in each coverage category
Source: Australian Immunisation Register



'Fully vaccinated' coverage at 60 months of age in 2018 was 95% or greater in 11 of the 31 Primary Health Networks in Australia: Western NSW; Western Victoria; Gippsland; Western Queensland; Hunter New England and Central Coast; Murray; Nepean Blue Mountains; South Eastern NSW; Murrumbidgee; South Western Sydney; and Tasmania.

Read the full report at ncirs.org.au/reports

Refer to Table A3 on page 34 of the full Annual Immunisation Coverage Report 2018 for further detail.